



Art Journal Prompts

Kindergarten– 1st Grade

May 11– May 15

Landscapes

First



Look at the photographs and examples of artworks below and on the next page. Look for similarities between the examples. Notice how each example is of an expansive nature scene. This is called a landscape and a landscape has a minimum of 3 layers: a foreground, a middle ground and a background.



Ask yourself: Is there a place in nature that I have visited or would like to visit that could be an inspiration for my artwork?



Learning Target: I can create a landscape—an image of nature that shows a lot of space and has a minimum of three layers.



In your art journal write down a few ideas for what type of landscape (or location) you might want to create. For example, you may want to make a mountain scene with a lake, or a desert scene with cactus, or a beach scene with palm trees. It could be something you've seen recently, a while ago, or you plan on seeing some day. You might want to sketch a practice drawing in your sketch book if you are not sure of your plan right away.



Make your artwork. Sit outside and observe or find a photo for inspiration and reference. Remember to include at least three layers—a foreground (front layer), a middle ground, and a background. I am including a page of photographs you can use as reference if you choose, or look through your own photographs, magazine/book pics or Google landscapes. I will be posting two how-to videos to my video page if you would like to see my process. As always, have fun, and don't forget to send me a picture of your amazing work!

*Looking Down
Yosemite Valley*
Albery Beirstadt



Wheat Field with Cypress
Vincent VanGogh






The Flamingos Henri Rousseau



Blue Mesa Landscape Georgia O'Keeffe



Student Examples

Retrieved from: <https://artprojectsforkids.org/drawing/>



mamta_life_





Photo References





Art Journal Prompts

2nd-3rd Grade

May 4– May 8

Amusement Park Design



Look at the photographs and examples of artworks below and on the next page. There is also a YouTube web address for how to draw an amusement park below. (Just cut and paste it into your browser)



Ask yourself: Where would I like to go and have fun when we don't have to worry about staying at home any longer? Is it an amusement park? The zoo? A festival? A water park?



Learning Target: I can create a diagram or map of an amusement park (or other similar destination) that I would love to visit in the future.



In your art journal write down a few ideas for your diagram or map. Remember, you can list multiple places you would like to visit and pick the one that interests you the most or would make the most interesting drawing. This artwork could be of a place you have visited or one you want to visit, or a place you make up in your imagination.



Make your artwork. Remember to include a variety of details. For example, if you create an amusement park, don't forget to include different types of rides, games, attractions, food places, etc. Have fun and think big! And don't forget to send me a picture.

How to draw an amusement park



<https://www.youtube.com/watch?v=ReO7e9K4oy4>



Retrieved from: <https://www.mrsamartinez.com/world-cultures-theme-park-project-spring-2015.html>

Retrieved from: <https://www.artsonia.com/museum/gallery.asp?project=1152600>



Art Journal Prompts

Kindergarten-1st Grade

April 27-May
Quote Art

First 

Look at the examples of artworks below and on the next page. You may also want to search for additional examples on Pinterest or a similar site. Each example should include text or a quote, a drawing, and a collage element.



Ask yourself: "Is there, or can I find a quote or piece of text, that is inspiring to me and use it in an artwork?"



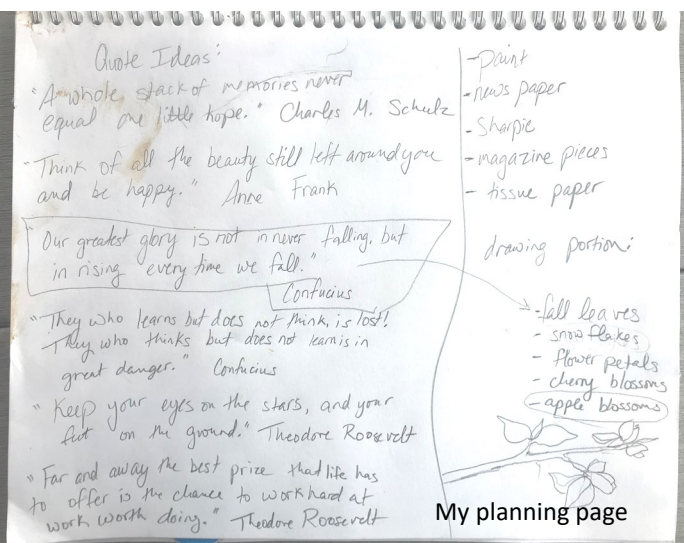
Learning Target: I can create an artwork that includes inspirational text, a drawing portion, as well as collage elements.




In your art journal write a list of possible quotes you could use. (See my example at the bottom of the page.) There is also an idea page included in this lesson that you can choose one from. Brainyquote.com, song lyrics, a movie quote, or maybe a favorite saying of a grandparent make great choices as well! Choose one that you can visualize images or patterns that would look good with it, and then either draw a sketch of your idea or write a list of materials and images you could use (or both).



Make your artwork. Remember to include your text (write the name of the person responsible under the quote to give them credit), a drawing portion, and some sort of collage element. Be creative, have fun, and remember to send me a pic! And check out the student gallery— I update it often.



Collage: Creating artwork by gluing materials to a surface such as paper or cardboard. Some materials commonly used for collage would be construction paper, wrapping paper, scrap book paper, magazines, newspaper, string, feathers, etc.



My finished artwork




Retrieved from: <http://snappingmonsters.blogspot.com/2017/05/my-other-creations-collage-using-tim.html>

Retrieved from: <https://www.tate.org.uk/art/artworks/picasso-bottle-of-vieux-marc-glass-guitar-and-newspaper-t00414>



Picasso Glass and Bottle of Suze



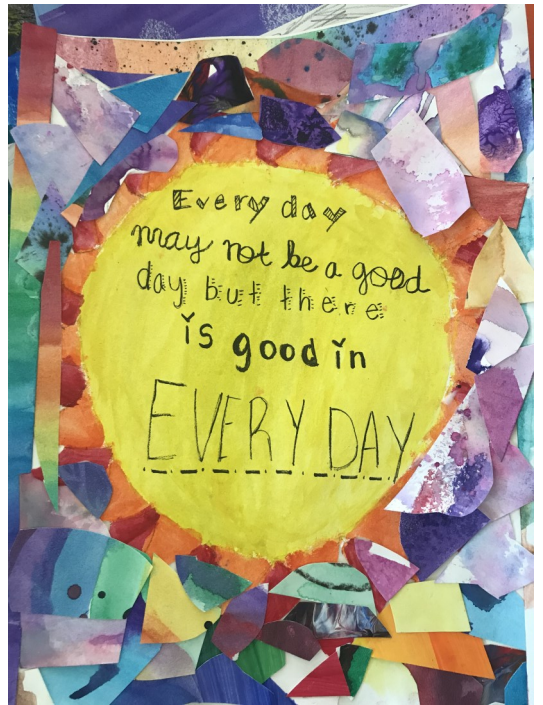


Picasso Bottle of Vieux Marc, Glass, Guitar and Newspaper

Pablo Picasso was one of the first artists to create collage as art.



HPS Student Examples



Sample Quotes

Anyone who has never made a mistake has never tried something new.	Albert Einstein
The monotony and solitude of a quiet life stimulates the creative mind.	Albert Einstein
The doors of wisdom are never shut.	Benjamin Franklin
Better to be the one who smiled than the one who didn't smile back.	Judy Garland
Never interrupt someone doing what you said couldn't be done.	Amelia Earhart
Be yourself, embrace your quirks. Being weird is a wonderful.	Ed Sheeran
Every child is an artist. The problem is how to remain an artist once we grow up.	Pablo Picasso
Alone we can do so little; together we can do so much.	Helen Keller
It takes a great deal of bravery to stand up to our enemies, but just as much to stand up to our friends.	J.K. Rowling
What's coming will come and we'll just have to meet it when it does.	J.K. Rowling
We build too many walls and not enough bridges.	Isaac Newton
Genius is patience.	Isaac Newton
The more I see the less I know for sure.	John Lennon
Life is what happens when you are making other plans.	John Lennon
You may say that I'm a dreamer, but I'm not the only one.	John Lennon
No matter what happens in life, be good to people. Being good to people is a wonderful legacy to leave behind.	Taylor Swift

Sample Quotes Continued

Everything has beauty, but not everyone sees it.

Confucious

If you tell people where to go, but not how to get there, you'll be amazed at the results.

George S. Patton

Nature does nothing in vain.

Aristotle

Spring is nature's way of saying, 'Let's party!'

Robin Williams

People will forget what you said, people will forget what you did, but people will never forget how you made them feel.

Maya Angelou



Art Journal Prompts

Kindergarten-1st Grade

April 20-24 Safe Spaces and
Special Objects

First



Look at the examples of artworks below and on the next page. Each represents a safe place or special object that brings comfort to the artist.



Ask yourself: “Where is my safe place or special object that brings me comfort and joy?”




Learning Target: I can create an artwork that represents a space or object that I find comforting.



Write a list of places or objects (or a combination) that you could represent in an artwork as special or comforting to you. Sketch at least one idea in your art journal.



Make your artwork or finish the one you started in your art journal. I will be posting a how-to video giving you ideas and instruction on how to draw the inside of a room or special object. Check them out and see if you'd like to try those skills. Remember: you can create a collage, overlap images in any way you choose, use text or photos– it can look any way you find appealing. Be creative and show me what you made!



Van Gogh
*Bedroom in
Arles*



Retrieved from: <https://www.google.ca/search?q=children+drawing+bedroom&bih=782&biw>


Retrieved from: https://m.musee-orsay.fr/en/works/commentaire_id/van-goghs-bedroom-in-arles-16367.html



Retrieved from: <https://theartofeducation.edu/2018/04/27/50-visual-journal-prompts-to-promote-drawing-and-creative-thinking-skills/>



Retrieved from: <https://www.bloglovin.com/blogs/theres-a-dragon-in-my-art-room-3878607/artists-that-inspire-us-6161236129>



Henri Matisse *The Goldfish*

Retrieved from: <http://www.musee-matisse-nice.org/>



Paul Cezanne *Mont St Michel*

Retrieved from: <https://www.britannica.com/biography/Paul-Cezanne>



Art Journal Prompts

Kindergarten-1st Grade

April 13-17 Meditative Mandalas



Look at the photos of circle artworks from around the world called Mandalas. Look for similarities between the examples as well as what makes each unique.



Ask yourself: “ Why were these made and can I make one for the same reason?”





Learning Target: I can create a mandala in a circle pattern. I can find a peaceful, mindful mood when creating my mandala.



Sketch at least one idea for your mandala in your art journal. If that turns into your final mandala, color it in carefully. Otherwise, where can you create your mandala and what can you make it out of? Could it be somewhere unexpected? Could it be out of unexpected materials? Remember: It doesn't need to stay forever.



Make your artwork or finish the one you started in your art journal. I will be making a mandala in my art journal and showing you in a video. (See my video page to check it out) I would love to see a pic of yours too!



Examples of Mandalas from India. They are made to calm and relax.

Retrieved from:

<https://indimode.com/blogs/news/designing-the-mandala-and-its-meaning>

See the next page for more examples

Mandala Examples Continued



Native American Dream Catcher:
Made to keep out bad dreams and
keep good dreams. Retrieved from:
[https://
www.nativeamericanvault.com/
pages/legend-of-the-dreamcatcher](https://www.nativeamericanvault.com/pages/legend-of-the-dreamcatcher)

Navajo Sand Painting:
Made as a part of a healing ritual.
Retrieved from: [https://
artsology.com/navajo-sand-
painting.php](https://artsology.com/navajo-sand-painting.php)



Gothic Rose Windows: Created in
churches in Europe during Medieval
times. They can symbolize love, unity,
and peace.

Retrieved from: [https://study.com/
academy/lesson/rose-windows-
definition-design-symbolism](https://study.com/academy/lesson/rose-windows-definition-design-symbolism)

Buddhist Mandala: Used in meditation and creat-
ed by monks (holy priests). They symbolize wis-
dom, enlightenment and healing.

Retrieved from: [https://www.bbc.co.uk/religion/
religions/buddhism/customs/mandala.shtml](https://www.bbc.co.uk/religion/religions/buddhism/customs/mandala.shtml)





Art Journal Prompts

Kindergarten-1st Grade

April 6-10 Community Outreach

First 

Look at the pictures from around the country of ways children have brought hope or gratitude (thankfulness) to their communities.



Ask yourself: "What can I do artistically to add comfort to, or say thank you to members of my community?"



Learning Target: I can create art that encourages, thanks or helps members of my community.



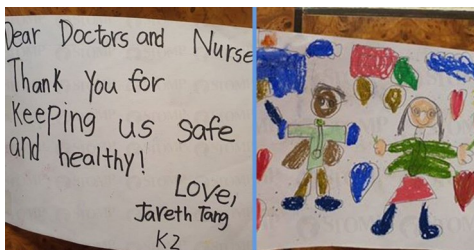
Sketch a few ideas in your art journal that you can make to help someone, make someone feel appreciated, or make someone feel thanked.



Make your artwork, share it in some way with the community member or members you created it for, and remember to send me a picture!



Retrieved from: <https://www.metroparent.com/daily/health-fitness/coronavirus-help/kids-are-putting-up-rainbows-in-their-windows-while-quarantined>



Retrieved from: <https://goodyfeed.com/kids-thank-medical-workers/>

Retrieved from: <https://kutv.com/news/coronavirus/photos-utahns-using-sidewalk-chalk-messages-to-spread-support-not-virus>